



# MAGNETIC DOOR LOCKS ACCESS CONTROL



**holding force**  
of 300 to 1200 lbs.



**fail-safe**  
to insure fire exit paths are  
unlocked during power outages



**shear locks**  
provide both a magnetic and  
mechanical connection offering  
superior locking strength



**quick release**  
pop button assures instant  
release when power to lock  
is removed

- Superior reliability, strength, and safety
- Fast and easy installation
- No residual magnetism
- Fail-safe operation assures that fire exit paths are unlocked during power outages
- MOV surge protection protects locks from transient voltage spikes
- No moving parts to wear out or break assures a long life cycle
- LED (R/G) lock status indicates if the lock is secured (green) or not secured (red)
- Built in time delay eliminates the need for costly add-on exit delay timers

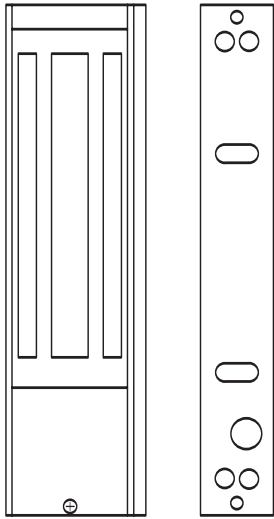
FEATURES

ACCESS CONTROL SOLUTIONS

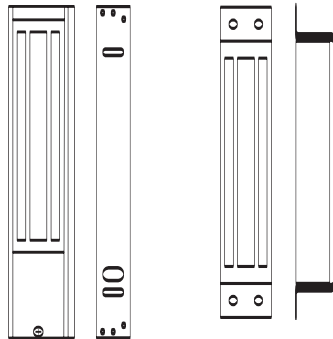




The DKML series of magnetic locks offers a wide range of high quality electro-magnetic locks and brackets to accommodate most of your access control door locking requirements. Most locks are available in both surface and mortise mounts and can be ordered with special options such as LED lock status indicators and a built-in timer for automatic lock reactivation after a preset time.

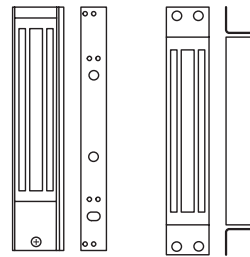


**DKML-S12 Surface**  
 single: 10-1/2 x 2-7/8 x 1-9/16  
 266.7mm x 73mm x 30.1mm  
 dual: 21x 2-7/8 x 1-9/16  
 533.4mm x 73mm x 30.1mm



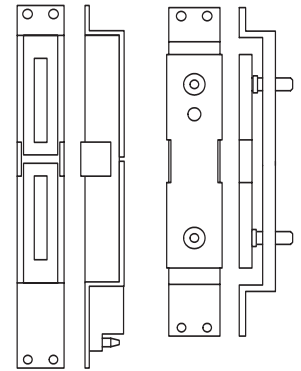
**DKML-S6 Surface**  
 single: 9-7/8 x 1-7/8 x 1-1/32  
 98.7mm x 18.7mm x 26.1mm  
 dual: 19-11/16 x 1-7/8 x 1-1/32  
 500mm x 18.7mm x 26.1mm

**DKML-M6 Mortoise**  
 single: 9 x 1-1/2 x 1-1/16  
 228.6mm x 38.1mm x 27mm



**DKML-S3 Surface**  
 6-1/2 x 1-3/8 x 1-3/16  
 165mm x 34.9mm x 30.1mm

**DKML-M3 Mortoise**  
 7-31/32 x 1-3/8 x 1-3/16  
 202.4mm x 34.9mm x 30.1mm



**DKSL-M20**  
 10-5/8 x 1-3/8 x 1-1/4  
 269.8mm x 34.9mm x 31.7mm

## General Specs

Models	Lbs(force)
<b>DKML-S12</b> surface mount only, interior use single or dual doors, bracket sets available available with LED/Relay status, Delay timer	<b>1200</b>
<b>DKML-S6</b> surface mount, interior use single or dual doors, bracket sets available available with LED/Relay status, Delay timer	<b>600</b>
<b>DKML-M6</b> mortoise mount, interior use single doors only, bracket sets available available with LED/Relay status, Delay timer	<b>600</b>
<b>DKML-S3</b> surface mount	<b>300</b>
<b>DKML-M3</b> mortoise mount	<b>300</b>
<b>DKSL-M20</b> Shear Lock provides both a magnetic and mechanical connection mortoise mount, interior use only LED status and Relay contact adjustable armature plate	<b>2000</b>

### Advanced Features

Magnetic locks have no moving parts to wear out or break which assures a locking device with an extremely long life cycle

Vandal resistant electromagnets are vandal resistant making them ideal for practically any application

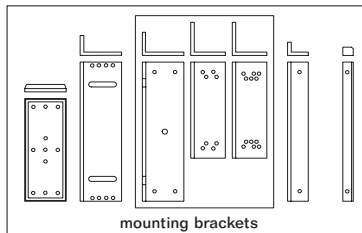
Door controls – a full range of exit buttons and door control devices provide easy exit capability

Most locks are available with an LED status indicator giving a visual indication as to whether the lock is secured or not

Shear locks provide both a magnetic and mechanical connection to assure superior locking performance

When wired with fire alarms, magnetic locks immediately release the door that they are securing, assuring that fire exit paths are open

Mounting brackets available for the 1200 Lbs and 600 Lbs locks: armature housing and mounting bracket, L bracket, bracket set of L and Z brackets with hardware, angle bracket, and spacer bar



### Electrical

all models: 12 or 24 VDC field selectable

dkml-S12, dkml-S6: 500 ma@12v, 250 ma@24v

dkml-M6: 480 ma@12v, 240 ma@24v

dkml-S3, dkml-M3: 360 ma@12v, 180 ma@24v

dksl-M20: start: 1000 ma@12v, 600 ma@24v  
hold: 500 ma@12v, 300 ma@24v

Relay contacts all locks:  
30-Volt AC/DC, 500 ma maximum

### Weight

dkml-S12-single: 10.5 lbs. (4.7kg)

dual: 20 lbs. (9.07kg)

dkml-S6-single: 4.5 lbs. (2.07kg)

dual: 9 lbs. (4.08kg)

dkml-M6: 4.5 lbs. (2.07kg)

dkml-S3: 2.6 lbs. (1.1kg)

dkml-M3: 2.6 lbs. (1.1kg)

dksl-M20: 4.6 lbs. (2.08kg)

### Warranty

5 year limited factory warranty

Distributed by:

### DOORKING, INC.

120 Glasgow Avenue, Inglewood, California 90301 U.S.A. Tel: 310-645-0023 FAX: 310-641-1586 www.doorking.com

© 2006 All Rights Reserved. Product specifications may change without notice. Rev. 6/06

### MEMBER:

